





ClimTec
System

Working Scaffold (Aluminium)

- TÜV/GS approved, maximum load 200 kg/m² according to EN 1004
- Quick assembly without use of tools thanks to rigid and guided bracing and slip-on modular frame elements
- The platform is height-adjustable rung-by-rung and enables to level out height differences, e.g. on stairs and landings
- The assembled ClimTec base scaffold, can be pushed through doors due to its low scaffold height and retractable stabilizers and is therefore the ideal scaffold for interior work
- The V-shaped stabilizer increases the width of the floor space in longitudinal and transversal directions which ensures maximum support and safety
- Safety inside ascending through non-slip profiled rungs



Range of accessories:



Set of casters
ø 125 mm
(4 pieces)

Art.-No. 714169



Set of casters
ø 150 mm
(4 pieces)

150 mm, vertically
adjustable
Art.-No. 914309



Outrigger
Art.-No. 714039



Ballast weight
(10 kg)

Art.-No. 704306

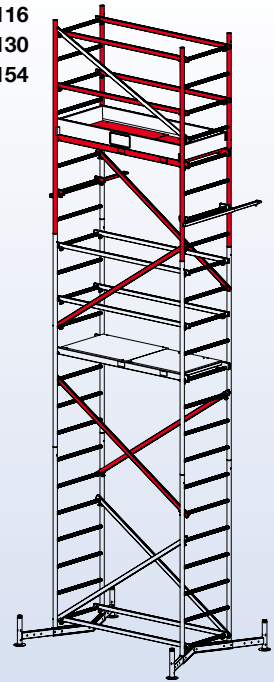


ClimTec
System

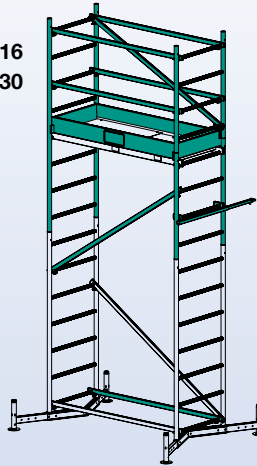
Working Scaffold (Aluminium)

Mobile scaffold configurations:

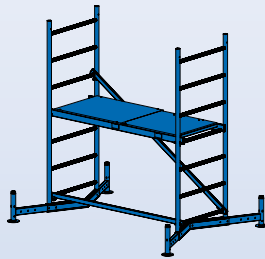
Base scaffold Art.-No. 710116
+ 1st extension Art.-No. 710130
+ 2nd extension Art.-No. 710154



Base scaffold Art.-No. 710116
+ 1st extension Art.-No. 710130

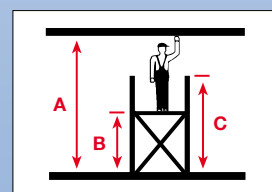


Base scaffold Art.-No. 710116



			Base scaffold	Base scaffold + 1st extension	Base scaffold + 1st + 2nd extension
Work. height	ca. m	A	3,00	5,00	7,00
Standing height	ca. m	B	1,00	3,00	5,00
Scaffold height	ca. m	C	1,95	4,00	6,00
Floor space	max. m		1,92 x 1,42	1,92 x 1,42	1,92 x 1,42
Platform dimension	m		1,50 x 0,60	1,50 x 0,60	1,50 x 0,60
Weight	ca. kg		31,0	54,0	84,0
Transport dimensions:			Base scaffold	1st extension	2nd extension
	Length ca. m		1,96	2,21	2,21
	Width ca. m		0,74	0,74	0,74
	Height ca. m		0,16	0,14	0,14
Weight	ca. kg		31,0	23,0	30,0
Art.-No.			710116	710130	710154
Article list:		Art.-No.			
Base frame with stabilizers 1,75 x 0,65 m		715005	2	-	-
Vertical frame 2,00 x 0,65 m		715012	-	1	2
Vertical frame 1,00 x 0,65 m		715029	-	2	-
Diagonal brace 1,89 m		712707	1	1	4
Platform with hatch 1,50 x 0,60 m		711007	1	-	1
Rail brace 1,59 m		712806	1	5	4
Longitudinal board 1,50 m		713001	-	2	-
Transversal board 0,60 m		713506	-	2	-
Stabilizer set		714305	-	1	1
Rail diagonal brace 1,77 m		712813	-	1	-
Gravity pin		714411	-	7	5

Spare parts:	Art.-No.
Safety set rail brace / diagonal brace M5 x 60 mm	718860
Safety set platform M5 x 80 mm	718877
Sliding stabilizer (piece)	714022
Screws set for ClimTec stabilizer M8 x 50 mm	718891
Ballast weight 10 kg	704306
Outrigger	714039
Set of casters ø 125 mm	714169
Set of casters ø 150 mm, vertically adjustable	914309
Caster ø 125 mm (piece)	714107
Caster ø 150 mm vertically adjustable (piece)	914101



Important: Depending of the mobile scaffold configuration, ballast weights must be used (accessories). For ballast weight specifications, please refer to the instructions for assembly and use or at our homepage.