



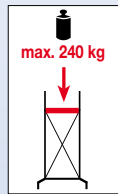
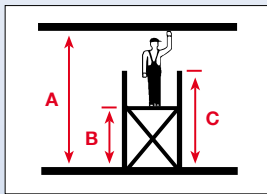
# ProTec<sup>®</sup> XS System

## Foldable Scaffold (Aluminum)

- Ideal for interior and outdoor work
- The base scaffold consists of only 2 single parts and ensures a quick assembly and disassembly
- TÜV/GS approved, max. load 240 kg/m<sup>2</sup> in according to EN 1004
- The working platform is made of weatherproof and non-slip phenolic resin pane
- Base scaffold height: 1.80 m (base unit) completely assembled can be pushed through doors
- 4 braked castors
- The base scaffold can be extended up to a working height of 11.80 m (outdoor max. working height 10 m according to EN 1004)

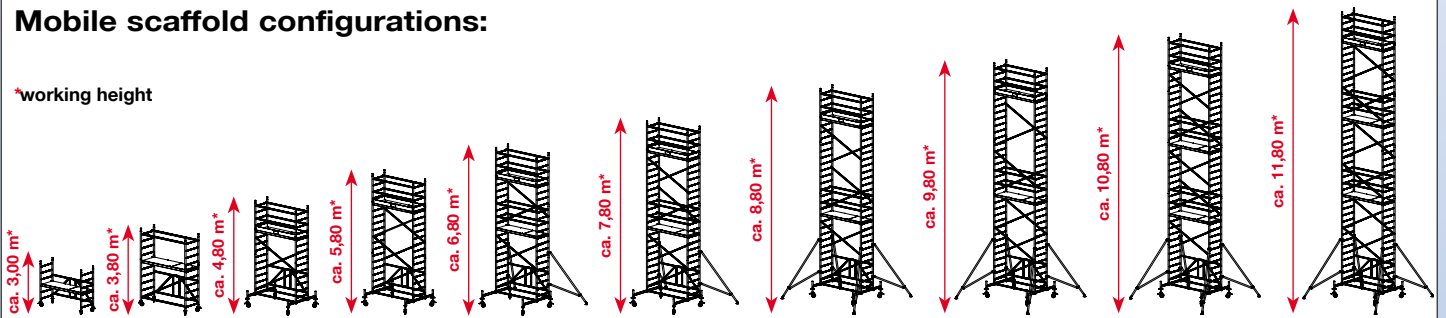


Art.-No. 920003



### Mobile scaffold configurations:

\*working height



**Important:** Depending of the mobile scaffold configuration, ballast weights must be used (accessories). For ballast weight specifications, please refer to the instructions for assembly and use or at our homepage.

Working height	ca. m	A	3,00	3,80	4,80	5,80	6,80	7,80	8,80	9,80	10,80	11,80
Standing height	ca. m	B	0,90	1,80	2,80	3,80	4,80	5,80	6,80	7,80	8,80	9,80
Scaffold height	ca. m	C	1,80	2,80	4,00	5,00	6,00	7,00	8,00	9,00	10,00	11,00
<b>Article list:</b>		<b>Art.-No.</b>	<b>920003</b>	<b>920126</b>	<b>920027</b>	<b>920034</b>	<b>920041</b>	<b>920058</b>	<b>920065</b>	<b>920072</b>	<b>920089</b>	<b>920096</b>
Foldable unit (vertical- + folding frame)		<b>915009</b>	1	1	1	1	1	1	1	1	1	1
Vertical frame 2 m		<b>915016</b>	-	-	1	2	3	4	5	6	7	8
Vertical frame 1 m		<b>915023</b>	-	2	2	2	2	2	2	2	2	2
Platform with hatch 2,00 x 0,60 m		<b>911001</b>	1	1	1	1	2	2	2	2	3	3
Diagonal brace		<b>912800</b>	-	1	3	5	5	7	7	9	11	13
Rail brace		<b>912206</b>	-	4	4	4	8	8	8	8	12	12
Base brace 2 m		<b>912848</b>	-	-	2	2	2	2	2	2	2	2
Stabilizer		<b>914071</b>	-	-	2	2	2	2	2	2	2	2
Outrigger		<b>914095</b>	-	-	-	-	2	2	4	4	4	4
Transversal board		<b>913555</b>	-	-	2	2	2	2	2	2	2	2
Longitudinal board		<b>913517</b>	-	-	2	2	2	2	2	2	2	2
Set of casters ø 125 mm		<b>714169</b>	1	1	-	-	-	-	-	-	-	-
Set of casters ø 150 mm, vertically adjustable		<b>914309</b>	-	-	1	1	1	1	1	1	1	1
Foot plate		<b>914026</b>	4	4	4	4	4	4	4	4	4	4
Gravity pin		<b>704405</b>	4	8	14	16	18	20	22	24	26	28
Total weight	ca. kg		37,0	69,0	98,0	106,0	146,0	154,0	176,0	184,0	211,0	219,0

Accessories / Spare parts:	Art.-No.	Accessories / Spare parts:	Art.-No.
Ballast weight 10 kg	<b>704306</b>	Stabilizer set 1.20 m	<b>910059</b>
Safety set rail brace / diagonal brace M5 x 60 mm	<b>718860</b>	Stabilizer set 1.50 m	<b>910066</b>
Safety set platform M5 x 90 mm	<b>718853</b>	Caster ø 125 mm or caster ø 150 mm vertically adjustable	<b>714107 / 914101</b>