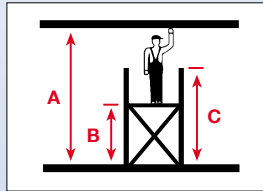
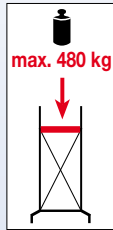




# ProTec<sup>®</sup> XXL System

## Mobile Scaffold width execution (Aluminium)

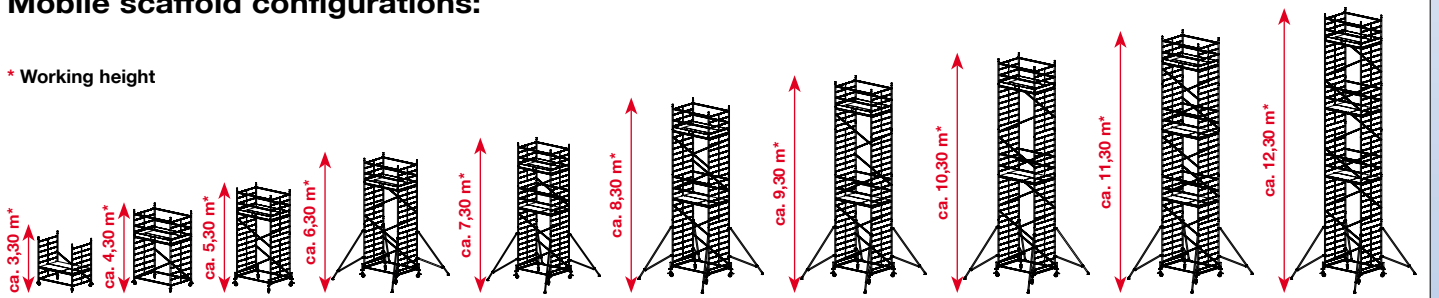
- TÜV/GS approved, max. load 200 kg/m<sup>2</sup> according to EN 1004
- Max. working height 12.30 m (outdoor max. working height 10 m according to EN 1004)
- Working floor space: Length 2000 x 1200 mm
- The working platform with hatch (2.00 x 0.60 m) is vertically adjustable from rung to rung in 25 cm rung increments
- The working platform is made of weatherproof and non-slip phenolic resin pane
- The rungs are additional welded in the middle, therefore more stability against bending
- Braked vertically adjustable castors ensure levelled of uneven ground
- Easy assembled outriggers ensure additional safety at working high above 6.30 m
- Non-slip, profiled rungs of the vertical frames ensure a safe inside climbing



**Important:** Depending of the mobile scaffold configuration, ballast weights must be used (accessories). For ballast weight specifications, please refer to the instructions for assembly and use or at our homepage.

### Mobile scaffold configurations:

\* Working height



Work. height	ca. m	A	3,30	4,30	5,30	6,30	7,30	8,30	9,30	10,30	11,30	12,30
Standing height	ca. m	B	1,30	2,30	3,30	4,30	5,30	6,30	7,30	8,30	9,30	10,30
Scaffold height	ca. m	C	2,30	3,30	4,30	5,30	6,30	7,30	8,30	9,30	10,30	11,30
<b>Article list:</b>	<b>Art.-No.</b>		<b>911117</b>	<b>911094</b>	<b>911131</b>	<b>911148</b>	<b>911155</b>	<b>911162</b>	<b>911179</b>	<b>911186</b>	<b>911193</b>	<b>911209</b>
Vertical frame 2 m	<b>915078</b>		2	2	3	4	5	6	7	8	9	10
Vertical frame 1 m	<b>915085</b>		-	2	2	2	2	2	2	2	2	2
Platform with hatch 2,00 x 0,60 m	<b>911001</b>		1	1	1	1	2	2	2	2	3	3
Platform without hatch 2,00 x 0,60 m	<b>911018</b>		1	1	1	1	2	2	2	2	3	3
Diagonal brace	<b>912800</b>		1	2	4	6	6	8	8	10	12	14
Rail brace	<b>912206</b>		1	6	4	4	8	8	8	8	12	12
Base brace	<b>912848</b>		-	-	2	2	2	2	2	2	2	2
Stabilizer	<b>914071</b>		-	-	2	2	2	2	2	2	2	2
Outrigger	<b>914095</b>		-	-	-	4	4	4	4	4	4	4
Transversal board	<b>913562</b>		-	2	2	2	2	2	2	2	2	2
Longitudinal board	<b>913517</b>		-	2	2	2	2	2	2	2	2	2
Set of casters ø 150 mm vertically adjustable	<b>914309</b>		1	1	1	1	1	1	1	1	1	1
Foot plate	<b>914026</b>		4	4	4	4	4	4	4	4	4	4
Gravity pin	<b>704405</b>		4	8	14	16	18	20	22	24	26	28
Total weight	ca. kg		61,0	83,0	119,0	162,0	201,0	212,0	220,0	231,0	272,0	283,0

Accessories / Spare parts:	Art.-No.	Accessories / Spare parts:	Art.-No.
Ballast weight 10 kg	<b>704306</b>	Stabilizer set 1.20 m	<b>910059</b>
Safety set rail brace / diagonal brace M5 x 60 mm	<b>718860</b>	Stabilizer set 1.50 m	<b>910066</b>
Safety set platform M5 x 90 mm	<b>718853</b>	Caster ø 150 mm vertically adjustable (piece)	<b>914101</b>