



MONTO®

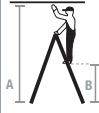

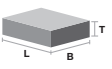
Double-sided step ladder Dopplo®

Lightweight, double-sided aluminium step ladder for working heights up to 3.30 m (8-step version).

- + Sturdy, impact-resistant steel hinge connections
- + 6-fold riveted step/side rail connection for maximum stability
- + Slip-resistant, profiled and floor protecting foot caps
- + Tear-proof webbing straps
- + Pre-equipped with a wosatec QR code label for easy digitalisation of work equipment inspection documentation

i Double-sided step ladders can only be ascended up to the third rung/step from above! According to EN 131 – part 3



Number of steps			2 x 3	2 x 4	2 x 5	2 x 6	2 x 7	2 x 8
1		A up to approx.	m 2.20	2.40	2.65	2.85	3.05	3.30
		B approx.	m 0.20	0.40	0.65	0.85	1.05	1.30
2		C approx.	m 0.70	0.90	1.15	1.40	1.60	1.85
		D approx.	m 0.65	0.85	1.05	1.30	1.50	1.70
Product weight approx.		kg	2.4	3.4	4.4	5.4	6.9	8.4
	Width (B) approx.	m	0.45	0.45	0.50	0.50	0.55	0.55
	Depth (T) approx.	m	0.15	0.15	0.15	0.15	0.15	0.15
	Length (L) approx.	m	0.70	0.95	1.20	1.40	1.65	1.90
Art.-No.			120328	120335	120342	120359	120366	120373