


Mobile scaffold series 100

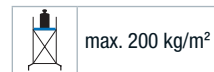
Professional aluminium mobile scaffold with lightweight aluminium telescopic stabiliser.

- + TÜV-approved, suitable for a load of 200 kg/m² (load class 3) in accordance with DIN EN 1004-1
- + Universal aluminium mobile scaffold for working at working heights up to 14.50 m (with scaffold field length 2.00 m up to 12.50 m)
- + The safe construction is ensured due to the fixation of the rail frame GuardMatic-System® before the next higher platform will be assembled. When climbing through the next platform a complete railing and therefore a fall protection is available
- + The integration of the diagonal braces into the GuardMatic-System® guarantees an easy and safe assembly. For transport or storage the rail frame GuardMatic-System® can be folded space-saving
- + The 6-point fixation of the GuardMatic-System® provides a maximum of safety in the height. The unique KRAUSE self-locking system with a form-fit connection enables an easy, quick and safe erection and dismantling
- + The innovative structure of the diagonal braces ensures maximum floor space on the platform and disturbs in no way
- + Maximum platform distance of 2 m for comfortable and safe erection without tools
- + The scaffold can be steplessly positioned on the stabiliser
- + Height-adjustable castors (Ø 200 mm) with integrated spindle thread enable the use on uneven ground (stepless adjustment range: 300 - 580 mm)
- + Starting with a working height of 7.50 m the easy-to-fit outriggers with stepless telescopic swivel feet (adjustment range up to 230 mm) provide bracing on each ground and stability for large heights
- + Field lengths: 2.00 m and 2.50 m
- + Scaffold field width: 0.75 m



45% **Faster assembly!**
 Assembly times are approx. 45% faster than with the old system

STABILO Series 100 Professional					
Field length	Field width	Max. working height	Castors	Stabiliser	Ascent via
2.00 m	0.75 m	12.50 m	Ø 200 mm height-adjustable	Aluminium	Vertical frame
2.50 m		14.50 m			



Field length: 2.00 m – Field width: 0.75 m

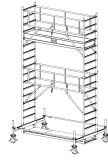
	A up to approx.	m	4.50	5.50	6.50	7.50	8.50	9.50	10.50	11.50	12.50
	B approx.	m	2.50	3.50	4.50	5.50	6.50	7.50	8.50	9.50	10.50
	C approx.	m	3.60	4.60	5.60	6.60	7.60	8.60	9.60	10.60	11.60
Floor area max.	m	2.05 x 2.35	2.05 x 2.35	2.05 x 2.35	3.35 x 3.85	3.35 x 3.85	3.85 x 3.85	3.85 x 3.85	3.85 x 3.85	3.85 x 3.85	3.85 x 3.85
Weight	kg	121.0	155.0	162.0	209.0	216.5	263.0	270.5	304.5	312.0	
Art.-No.		773012	773029	773036	773043	773050	773067	773074	773081	773098	

Field length: 2.50 m – Field width: 0.75 m

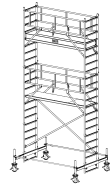
	A up to approx.	m	4.50	5.50	6.50	7.50	8.50	9.50	10.50	11.50	12.50	13.50	14.50
	B approx.	m	2.50	3.50	4.50	5.50	6.50	7.50	8.50	9.50	10.50	11.50	12.50
	C approx.	m	3.60	4.60	5.60	6.60	7.60	8.60	9.60	10.60	11.60	12.60	13.60
Floor area max.	m	2.05 x 2.85	2.05 x 2.85	2.05 x 2.85	3.35 x 4.35	3.35 x 4.35	3.85 x 4.35	3.85 x 4.35	3.85 x 4.35	3.85 x 4.35	3.85 x 4.35	3.85 x 4.35	3.85 x 4.35
Weight	kg	132.0	170.0	178.5	229.0	237.5	288.0	297.0	334.5	343.0	381.0	389.5	
Art.-No.		774019	774026	774033	774040	774057	774064	774071	774088	774095	774101	774118	



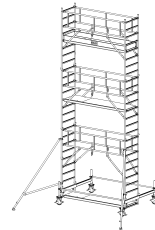
Working height: 4.50 m
Platform height: 2.50 m
Scaffold height: 3.60 m



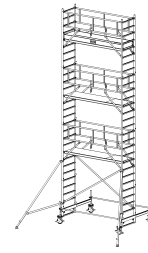
Working height: 5.50 m
Platform height: 3.50 m
Scaffold height: 4.60 m



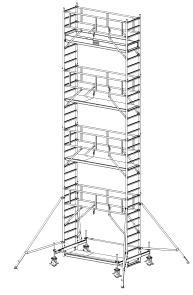
Working height: 6.50 m
Platform height: 4.50 m
Scaffold height: 5.60 m



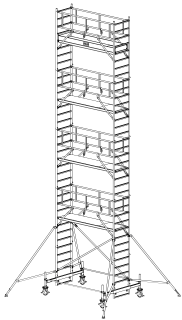
Working height: 7.50 m
Platform height: 5.50 m
Scaffold height: 6.60 m



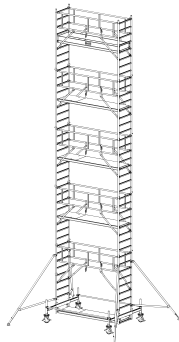
Working height: 8.50 m
Platform height: 6.50 m
Scaffold height: 7.60 m



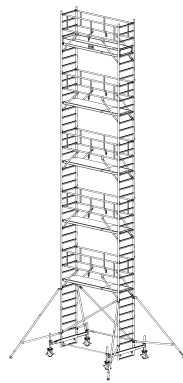
Working height: 9.50 m
Platform height: 7.50 m
Scaffold height: 8.60 m



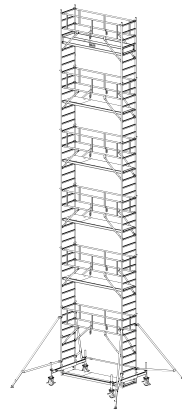
Working height: 10.50 m
Platform height: 8.50 m
Scaffold height: 9.60 m



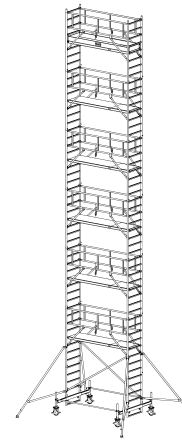
Working height: 11.50 m
Platform height: 9.50 m
Scaffold height: 10.60 m



Working height: 12.50 m
Platform height: 10.50 m
Scaffold height: 11.60 m



Working height: 13.50 m
Platform height: 11.50 m
Scaffold height: 12.60 m



Working height: 14.50 m
Platform height: 12.50 m
Scaffold height: 13.60 m

													Only for scaffolds with a field length of 2.50 m	
Working height m	Field length 2.00 m	Field length 2.50 m	4.50	5.50	6.50	7.50	8.50	9.50	10.50	11.50	12.50	13.50	14.50	
Platform height m			2.50	3.50	4.50	5.50	6.50	7.50	8.50	9.50	10.50	11.50	12.50	
Scaffold height m			3.60	4.60	5.60	6.60	7.60	8.60	9.60	10.60	11.60	12.60	13.60	
Description	Art.-No.	Art.-No.	Piece	Piece	Piece	Piece	Piece	Piece	Piece	Piece	Piece	Piece	Piece	
Vertical frame 2.00 m	705167	705167	2	3	4	5	6	7	8	9	10	11	12	
Vertical frame 1.00 m	705174	705174	2	2	2	2	2	2	2	2	2	2	2	
Platform with hatch	701213	701220	1	2	2	3	3	4	4	5	5	6	6	
Diagonal brace	702852	702845	2	0	2	0	2	0	2	0	2	0	2	
Railing frame	702517	702500	0	1	0	1	0	1	0	1	0	1	0	
GuardMatic-System®	702579	702586	2	4	4	6	6	8	8	10	10	12	12	
Base brace	704085	704078	2	2	2	2	2	2	2	2	2	2	2	
Telescopic stabiliser	704207	704207	2	2	2	2	2	2	2	2	2	2	2	
Outrigger	702760	702760	0	0	0	2	2	4	4	4	4	4	4	
Transversal board	703743	703743	2	2	2	2	2	2	2	2	2	2	2	
Longitudinal board	703712	703729	2	2	2	2	2	2	2	2	2	2	2	
Castor height-adjustable Ø 200 mm	704108	704108	4	4	4	4	4	4	4	4	4	4	4	
Gravity pin	704405	704405	8	10	12	14	16	18	20	22	24	26	28	

Accessories and spare parts

All accessories and spare parts for the STABLO mobile scaffold series can be found on page 192 onwards.