


Mobile scaffold series 5000

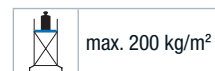
Professional aluminium mobile scaffold without stabiliser and extra wide work platform.

- + TÜV-approved, suitable for a load of 200 kg/m² (load class 3) in accordance with DIN EN 1004-1
- + Universal aluminium mobile scaffold for working at working heights up to 14.30 m (with scaffold field length 2.00 m up to 12.30 m)
- + The safe construction is ensured due to the fixation of the rail frame GuardMatic-System[®] before the next higher platform will be assembled. When climbing through the next platform a complete railing and therefore a fall protection is available
- + The integration of the diagonal braces into the GuardMatic-System[®] guarantees an easy and safe assembly. For transport or storage the rail frame GuardMatic-System[®] can be folded space-saving
- + The 6-point fixation of the GuardMatic-System[®] provides a maximum of safety in the height. The unique KRAUSE self-locking system with a form-fit connection enables an easy, quick and safe erection and dismantling
- + The innovative structure of the diagonal braces ensures maximum floor space on the platform and disturbs in no way
- + Maximum platform distance of 2 m for comfortable and safe erection without tools
- + Height-adjustable castors (Ø 200 mm) with integrated spindle thread enable the use on uneven ground (stepless adjustment range: 300 - 580 mm)
- + The large standing area offers a lot space for workers and material
- + Easy-to-fit outriggers with stepless telescopic swivel feet (adjustment range up to 230 mm) provide bracing on each ground and stability for large heights
- + Field lengths: 2.00 m and 2.50 m
- + Scaffold field width: 1.50 m



45% **Faster assembly!**
Assembly times are approx. 45% faster than with the old system

STABILO Series 5000					
Field length	Field width	Max. working height	Castors	Stabiliser	Ascent via
2.00 m	1.50 m	12.30 m	Ø 200 mm height-adjustable	-	Vertical frame
2.50 m		14.30 m			

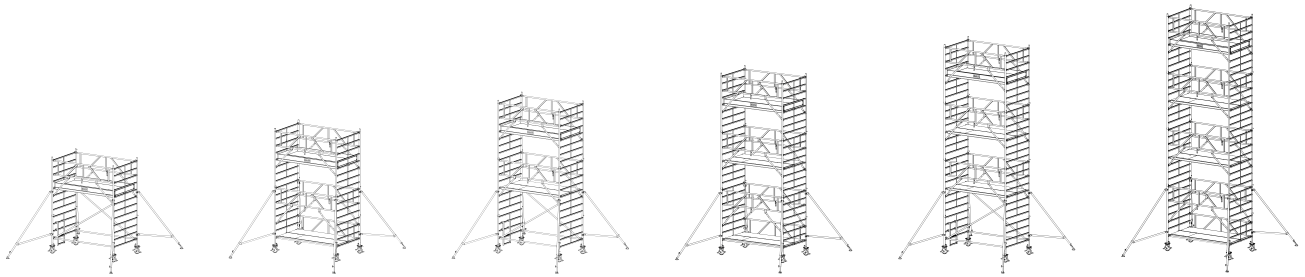


Field length: 2.00 m – Field width: 1.50 m

	A up to approx.		4.30	5.30	6.30	7.30	8.30	9.30	10.30	11.30	12.30
	B approx.		2.30	3.30	4.30	5.30	6.30	7.30	8.30	9.30	10.30
	C approx.		3.40	4.40	5.40	6.40	7.40	8.40	9.40	10.40	11.40
Floor area max.	m	3.85 x 4.60	3.85 x 4.60	3.85 x 4.60	3.85 x 4.60	3.85 x 4.60	3.85 x 4.60	3.85 x 4.60	3.85 x 4.60	3.85 x 4.60	3.85 x 4.60
Weight	kg	151.0	200.0	215.0	264.0	279.5	332.5	347.5	396.5	411.5	
Art.-No.		786012	786029	786036	786043	786050	786067	786074	786081	786098	

Field length: 2.50 m – Field width: 1.50 m

	A up to approx.		4.30	5.30	6.30	7.30	8.30	9.30	10.30	11.30	12.30	13.30	14.30
	B approx.		2.30	3.30	4.30	5.30	6.30	7.30	8.30	9.30	10.30	11.30	12.30
	C approx.		3.40	4.40	5.40	6.40	7.40	8.40	9.40	10.40	11.40	12.40	13.40
Floor area max.	m	4.35 x 4.60	4.35 x 4.60	4.35 x 4.60	4.35 x 4.60	4.35 x 4.60	4.35 x 4.60	4.35 x 4.60	4.35 x 4.60	4.35 x 4.60	4.35 x 4.60	4.35 x 4.60	
Weight	kg	164.5	219.5	236.5	291.5	308.5	364.0	381.0	436.0	457.0	512.0	529.0	
Art.-No.		787019	787026	787033	787040	787057	787064	787071	787088	787095	787101	787118	



Working height: 4.30 m
Platform height: 2.30 m
Scaffold height: 3.40 m

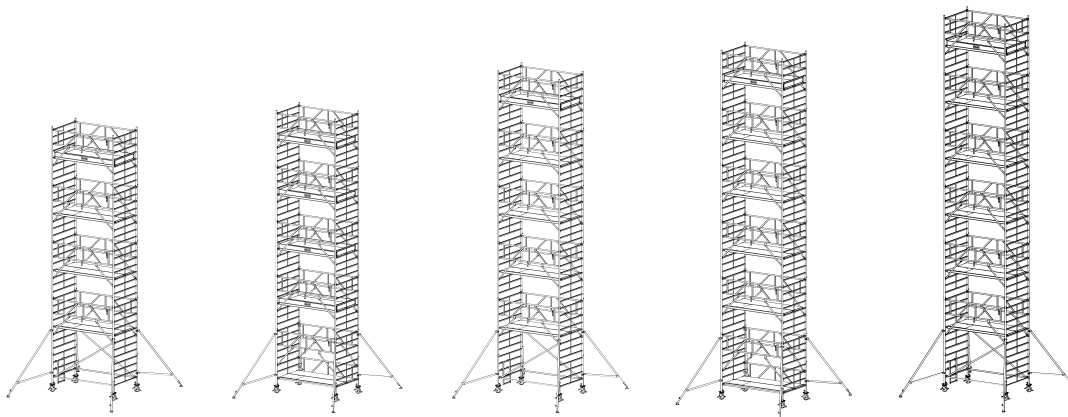
Working height: 5.30 m
Platform height: 3.30 m
Scaffold height: 4.40 m

Working height: 6.30 m
Platform height: 4.30 m
Scaffold height: 5.40 m

Working height: 7.30 m
Platform height: 5.30 m
Scaffold height: 6.40 m

Working height: 8.30 m
Platform height: 6.30 m
Scaffold height: 7.40 m

Working height: 9.30 m
Platform height: 7.30 m
Scaffold height: 8.40 m



Working height: 10.30 m
Platform height: 8.30 m
Scaffold height: 9.40 m

Working height: 11.30 m
Platform height: 9.30 m
Scaffold height: 10.40 m

Working height: 12.30 m
Platform height: 10.30 m
Scaffold height: 11.40 m

Working height: 13.30 m
Platform height: 11.30 m
Scaffold height: 12.40 m

Working height: 14.30 m
Platform height: 12.30 m
Scaffold height: 13.40 m

Only for scaffolds
with a field length
of 2.50 m

Working height m	Field length 2.00 m	Field length 2.50 m	4.30	5.30	6.30	7.30	8.30	9.30	10.30	11.30	12.30	13.30	14.30
Platform height m			2.30	3.30	4.30	5.30	6.30	7.30	8.30	9.30	10.30	11.30	12.30
Scaffold height m			3.40	4.40	5.40	6.40	7.40	8.40	9.40	10.40	11.40	12.40	13.40
Description	Art.-No.	Art.-No.	Piece	Piece	Piece	Piece	Piece	Piece	Piece	Piece	Piece	Piece	Piece
Vertical frame 2.00 m	705181	705181	2	3	4	5	6	7	8	9	10	11	12
Vertical frame 1.00 m	705198	705198	2	2	2	2	2	2	2	2	2	2	2
Platform with hatch	701213	701220	1	2	2	3	3	4	4	5	5	6	6
Platform without hatch	701251	701268	1	2	2	3	3	4	4	5	5	6	6
Diagonal brace	702852	702845	2	0	2	0	2	0	2	0	2	0	2
Rail brace	702210	702203	2	1	2	1	2	1	2	1	2	1	2
Railing frame	702517	702500	0	1	0	1	0	1	0	1	0	1	0
GuardMatic-System®	702579	702586	2	4	4	6	6	8	8	10	10	12	12
Climbing aid	703972	703972	1	0	1	0	1	0	1	0	1	0	1
Outrigger	702760	702760	4	4	4	4	4	4	4	4	4	4	4
Ballast holder	704146	704146	0	0	0	0	0	0	0	0	4	4	4
Transversal board	703750	703750	2	2	2	2	2	2	2	2	2	2	2
Longitudinal board	703712	703729	2	2	2	2	2	2	2	2	2	2	2
Compensation sleeve	704160	704160	4	4	4	4	4	4	4	4	4	4	4
Castor Ø 200 mm, height-adjustable	704108	704108	4	4	4	4	4	4	4	4	4	4	4
Gravity pin	704405	704405	4	6	8	10	12	14	16	18	20	22	24

Accessories and spare parts

All accessories and spare parts for the STABILO mobile scaffold series can be found on page 192 onwards.