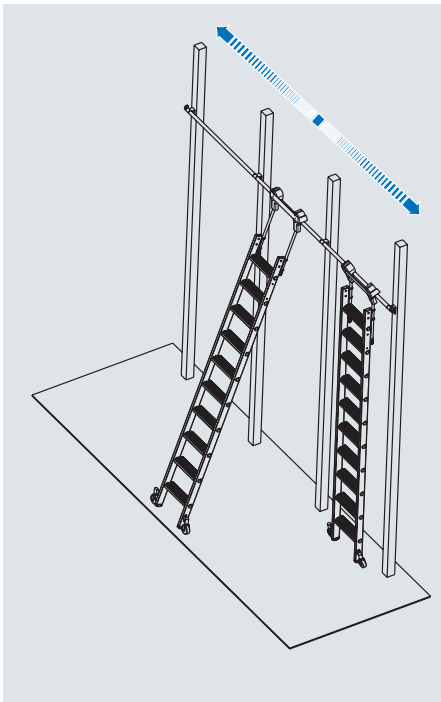


Shelf step ladder with round tube rail system

Aluminium shelf step ladder with integrated top guide system for round tube rail system (Ø 30 mm)

- + High-strength flanged step/side rail connections and profiled steps with a depth of 80 mm for safe ascending and comfortable stand
- + 2 self-arresting braked castors (Ø 80 mm) for easy moving and used in combination with the two-component foot plugs a comfortable and safe standing is ensured
- + Inclination of ladder 21° and for space-saving storage the ladder can be vertically stored at the shelf when not in use (parking position)
- + Handrail and holding bar available as accessories
- + Pre-equipped with a wosatec QR code label for easy digitalisation of work equipment inspection documentation

i For your order please note that the vertical height (measurement D) is essential for choosing the right ladder. We produce shelf ladders according to your specifications. Please indicate the exact vertical height (measured from ground to the lower edge of the rail system) in your order.





SafetyServices
Page 250



Digital inspection
app for work
equipment
Info: Page 243



Number of steps			6	7	8	9	10	11	12	13
1	 A up to approx.	m	2.70	2.90	3.15	3.40	3.60	3.85	4.10	4.30
	B approx.	m	0.70	0.90	1.15	1.40	1.60	1.85	2.10	2.30
2	C1 approx.	m	1.70	1.95	2.20	2.45	2.70	2.95	3.20	3.45
	C2 approx.	m	2.05	2.30	2.55	2.80	3.05	3.30	3.55	3.80
	D approx.	m	1.90	2.15	2.35	2.60	2.85	3.05	3.30	3.55
	E approx.	m	0.80	0.85	0.95	1.05	1.15	1.20	1.30	1.40
Product weight approx.		kg	8.5	9.2	9.8	10.5	11.0	11.7	12.3	13.0
	Width (B) approx.	m	0.60	0.60	0.60	0.60	0.60	0.60	0.60	0.60
	Depth (T) approx.	m	0.15	0.15	0.15	0.15	0.15	0.15	0.15	0.15
	Length (L) approx.	m	2.10	2.35	2.60	2.85	3.10	3.35	3.60	3.85
Art.-No.			819314	819321	819338	819345	819352	819369	819376	819383