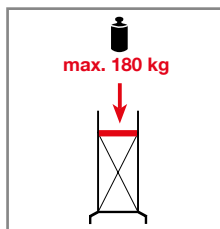


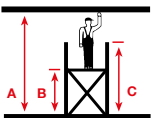
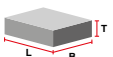
RollTec®

Aluminium assembly scaffold

- + TÜV-approved, suitable for a max. load of 200 kg/m²
- + Can be assembled quickly and without the use of any tools as the scaffold consists only of 5 single parts
- + Due to its small dimensions it can easily be moved through doors when fully assembled
- + The platform height can easily be adjusted by resting it rung by rung and therefore it is perfect to compensate differences in height
- + Ideal for indoor use



i For safe assembly please consider the instruction shown in the manual.

	A up to approx.	2.90
	B approx.	0.90
	C approx.	1.80
Field length (m)		1.50
Field width (m)		0.65
Parts list	Article No.	710307
Castor Ø 125 mm	714107	4
Platform 1.50 x 0.60 m	711304	1
Vertical frame 1.75 x 0.65 m	715050	2
Diagonal brace	712707	1
Rail brace	712806	1
Total weight approx. kg		24.0
	Length (L) approx. m	2.05
	Width (B) approx. m	0.8
	Depth (T) approx. m	0.14