

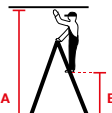


Double-sided ladder with rungs made of 100% glassfibre

Double-sided ladder bilaterally ascendable, both sides with rungs and side rails made of glassfibre

- + 28 x 29 mm anti-slip rungs profiled on both sides
- + High-strength rung/side rail connections
- + Extremely stable due to its conical shape
- + Extra large, heavy-duty hinge screws



Certified according to DIN EN 131, in accordance with section 6.5.1 EN 61478:2002 + A1:2004 category 1 to 1,000 Volt

Number of rungs			2 x 4	2 x 5	2 x 6	2 x 8	2 x 10	2 x 12	2 x 14	
1		A up to approx.	in m	2.50	2.75	3.05	3.55	4.10	4.65	5.20
		B approx.	in m	0.50	0.75	1.05	1.55	2.10	2.65	3.20
2		C approx.	in m	1.25	1.50	1.80	2.35	2.90	3.50	4.05
		D approx.	in m	1.20	1.45	1.70	2.25	2.80	3.35	3.85
Product weight approx.		in kg	8.8	10.5	12.1	15.9	19.6	23.5	27.5	
	Width (B) approx.	in m	0.48	0.50	0.53	0.59	0.65	0.71	0.77	
	Depth (T) approx.	in m	0.21	0.21	0.21	0.21	0.21	0.21	0.21	
	Length (L) approx.	in m	1.25	1.55	1.80	2.40	2.95	3.50	4.05	
Article No.			819703	819710	819727	819734	819741	819758	819765	

